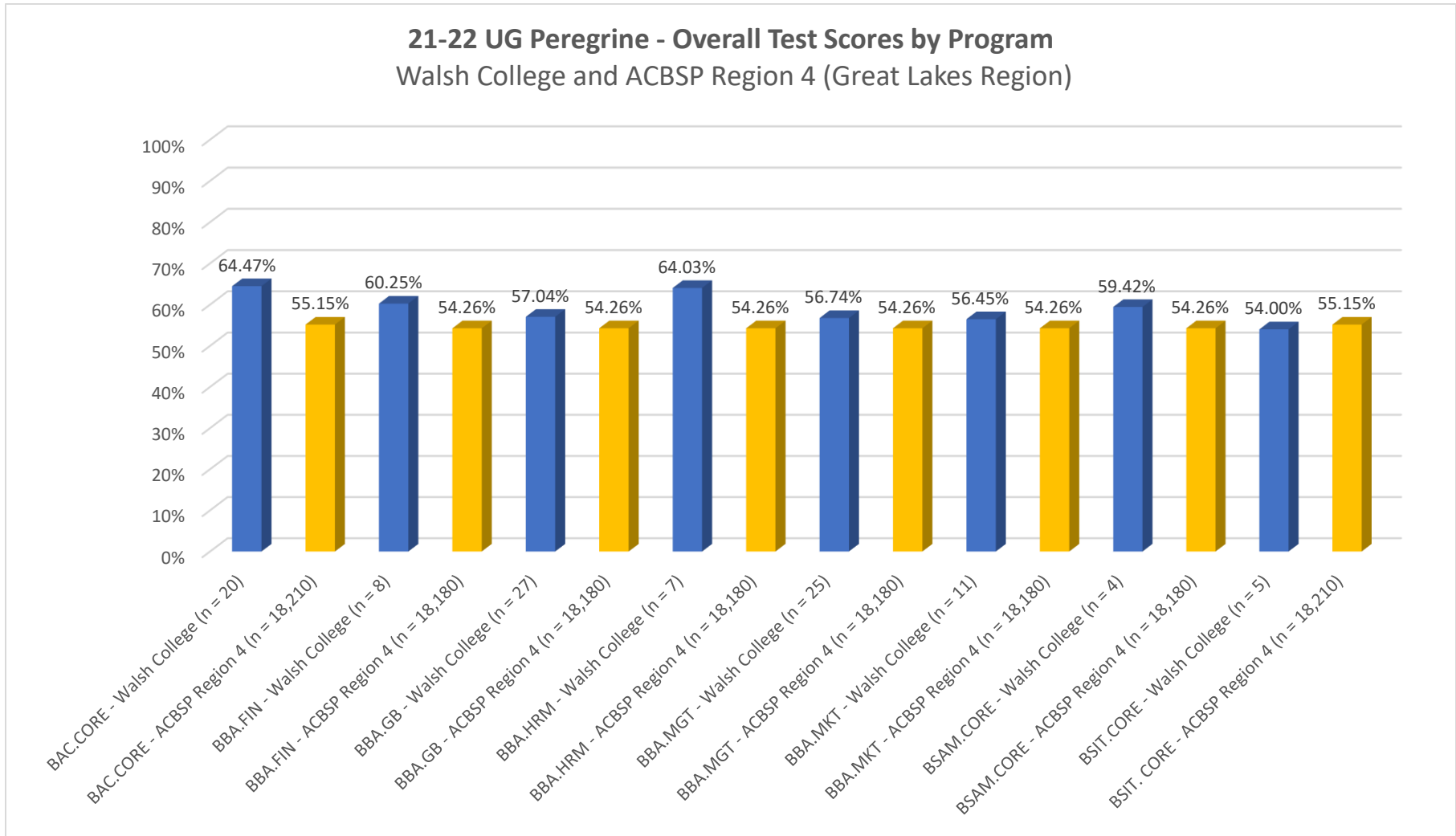


**2021-2022 Peregrine - External Assessment Pilot
Walsh Results – ACBSP and AACSB**



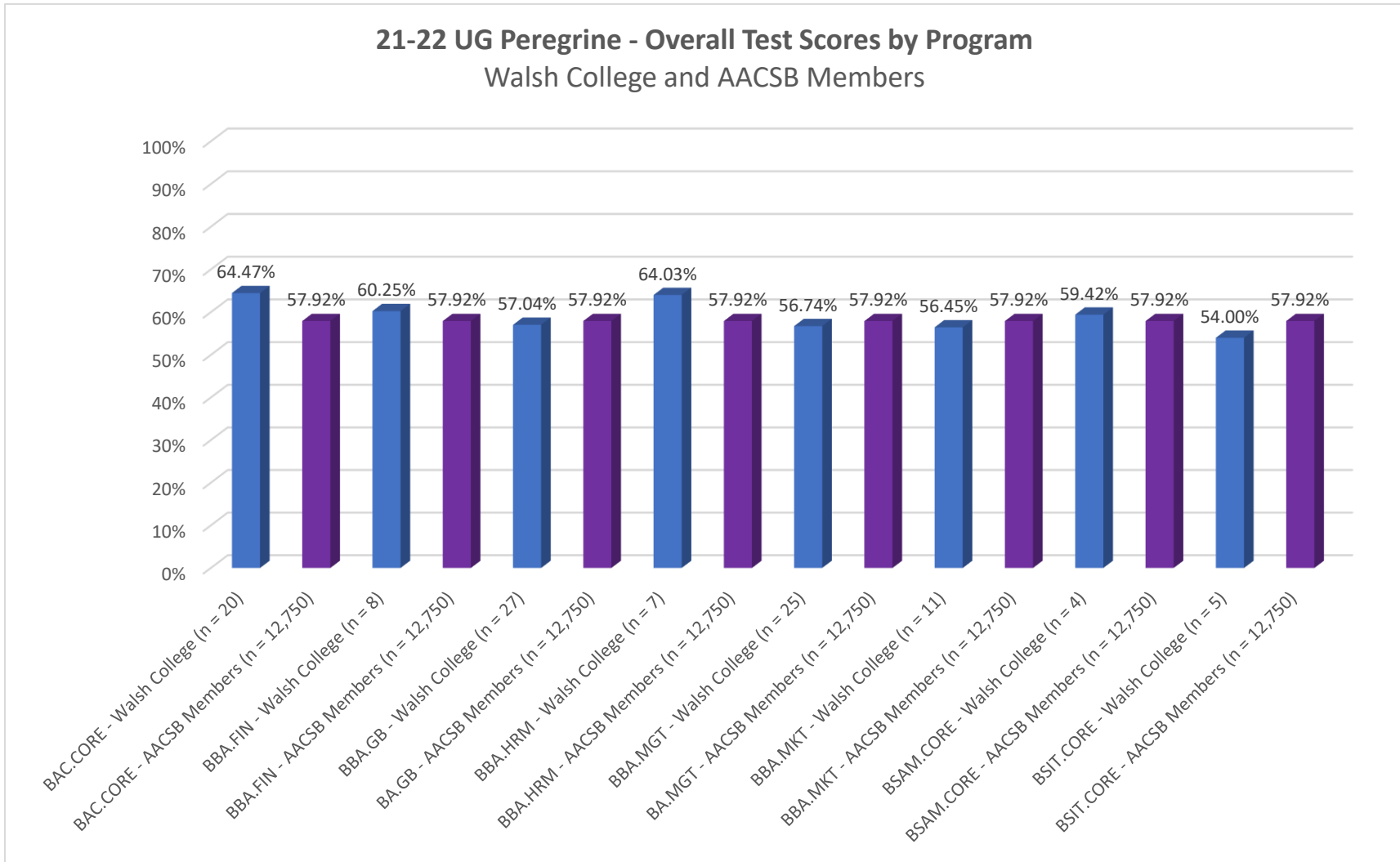
The [Peregrine external assessment](#) was piloted in select UG Walsh courses FA21-WI22-SP22: ACC 415, FIN 425, IT 499, MKT 460, MGT 461. Results reviewed by faculty SU22. AY 21-22 students tested on a voluntary basis.

[Walsh Business Programs assessed are accredited by ACBSP](#); Walsh belongs to ACBSP’s Region 4 (Great Lakes Region).

**2021-2022 Peregrine - External Assessment Pilot
Walsh Results – ACBSP and AACSB**

21-22 UG Peregrine Results - Walsh & ACBSP	
<u>PROGRAM</u> - Pool (n = Sample Size)	Overall Test Score
<u>BAC.CORE</u> - Walsh College (n = 20)	64.47%
<u>BAC.CORE</u> - ACBSP Region 4 (n = 18,210)	55.15%
<u>BBA.FIN</u> - Walsh College (n = 8)	60.25%
<u>BBA.FIN</u> - ACBSP Region 4 (n = 18,180)	54.26%
<u>BBA.GB</u> - Walsh College (n = 27)	57.04%
<u>BBA.GB</u> - ACBSP Region 4 (n = 18,180)	54.26%
<u>BBA.HRM</u> - Walsh College (n = 7)	64.03%
<u>BBA.HRM</u> - ACBSP Region 4 (n = 18,180)	54.26%
<u>BBA.MGT</u> - Walsh College (n = 25)	56.74%
<u>BBA.MGT</u> - ACBSP Region 4 (n = 18,180)	54.26%
<u>BBA.MKT</u> - Walsh College (n = 11)	56.45%
<u>BBA.MKT</u> - ACBSP Region 4 (n = 18,180)	54.26%
<u>BSAM.CORE</u> - Walsh College (n = 4)	59.42%
<u>BSAM.CORE</u> - ACBSP Region 4 (n = 18,180)	54.26%
<u>BSIT.CORE</u> - Walsh College (n = 5)	54.00%
<u>BSIT. CORE</u> - ACBSP Region 4 (n = 18,210)	55.15%

**2021-2022 Peregrine - External Assessment Pilot
Walsh Results – ACBSP and AACSB**



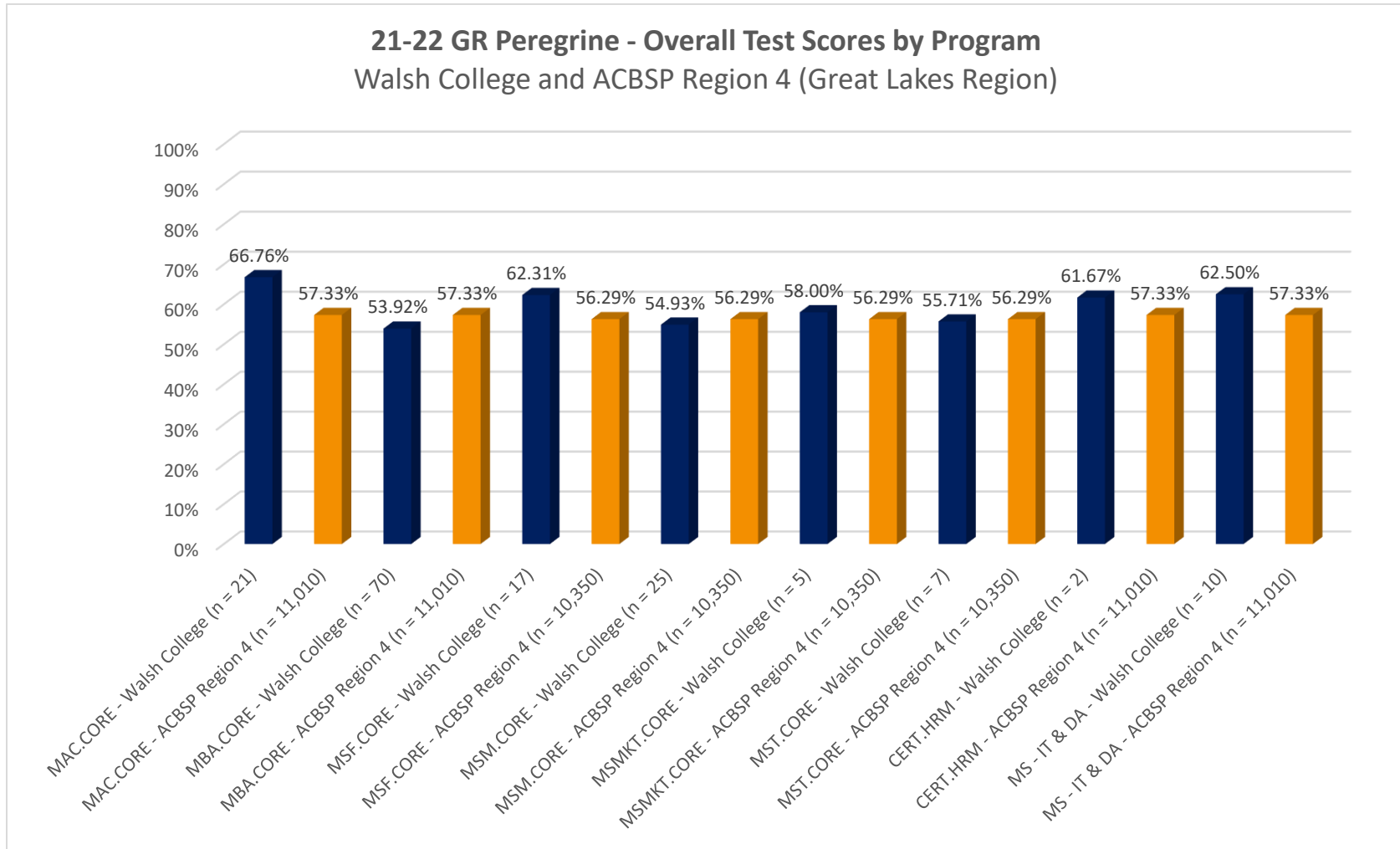
The [Peregrine external assessment](#) was piloted in select UG Walsh courses FA21-WI22-SP22: ACC 415, FIN 425, IT 499, MKT 460, MGT 461. Results reviewed by faculty SU22. AY 21-22 students tested on a voluntary basis.

Walsh College is an [AACSB](#) Member.

**2021-2022 Peregrine - External Assessment Pilot
Walsh Results – ACBSP and AACSB**

21-22 UG Peregrine Results - Walsh & AACSB	
<u>PROGRAM</u> - Pool (n = Sample Size)	OVERALL TEST SCORE
<u>BAC.CORE</u> - Walsh College (n = 20)	64.47%
<u>BAC.CORE</u> - AACSB Members (n = 12,750)	57.92%
<u>BBA.FIN</u> - Walsh College (n = 8)	60.25%
<u>BBA.FIN</u> - AACSB Members (n = 12,750)	57.92%
<u>BBA.GB</u> - Walsh College (n = 27)	57.04%
<u>BA.GB</u> - AACSB Members (n = 12,750)	57.92%
<u>BBA.HRM</u> - Walsh College (n = 7)	64.03%
<u>BBA.HRM</u> - AACSB Members (n = 12,750)	57.92%
<u>BBA.MGT</u> - Walsh College (n = 25)	56.74%
<u>BA.MGT</u> - AACSB Members (n = 12,750)	57.92%
<u>BBA.MKT</u> - Walsh College (n = 11)	56.45%
<u>BBA.MKT</u> - AACSB Members (n = 12,750)	57.92%
<u>BSAM.CORE</u> - Walsh College (n = 4)	59.42%
<u>BSAM.CORE</u> - AACSB Members (n = 12,750)	57.92%
<u>BSIT.CORE</u> - Walsh College (n = 5)	54.00%
<u>BSIT.CORE</u> - AACSB Members (n = 12,750)	57.92%

**2021-2022 Peregrine - External Assessment Pilot
Walsh Results – ACBSP and AACSB**



The [Peregrine external assessment](#) was piloted in select GR Walsh courses FA21-WI22-SP22: ACC 515, FIN 690, IT 599, MGT 558, MGT 685, MKT 589, QM640, TAX 560. Results reviewed by faculty SU22. AY 21-22 students tested on a voluntary basis.

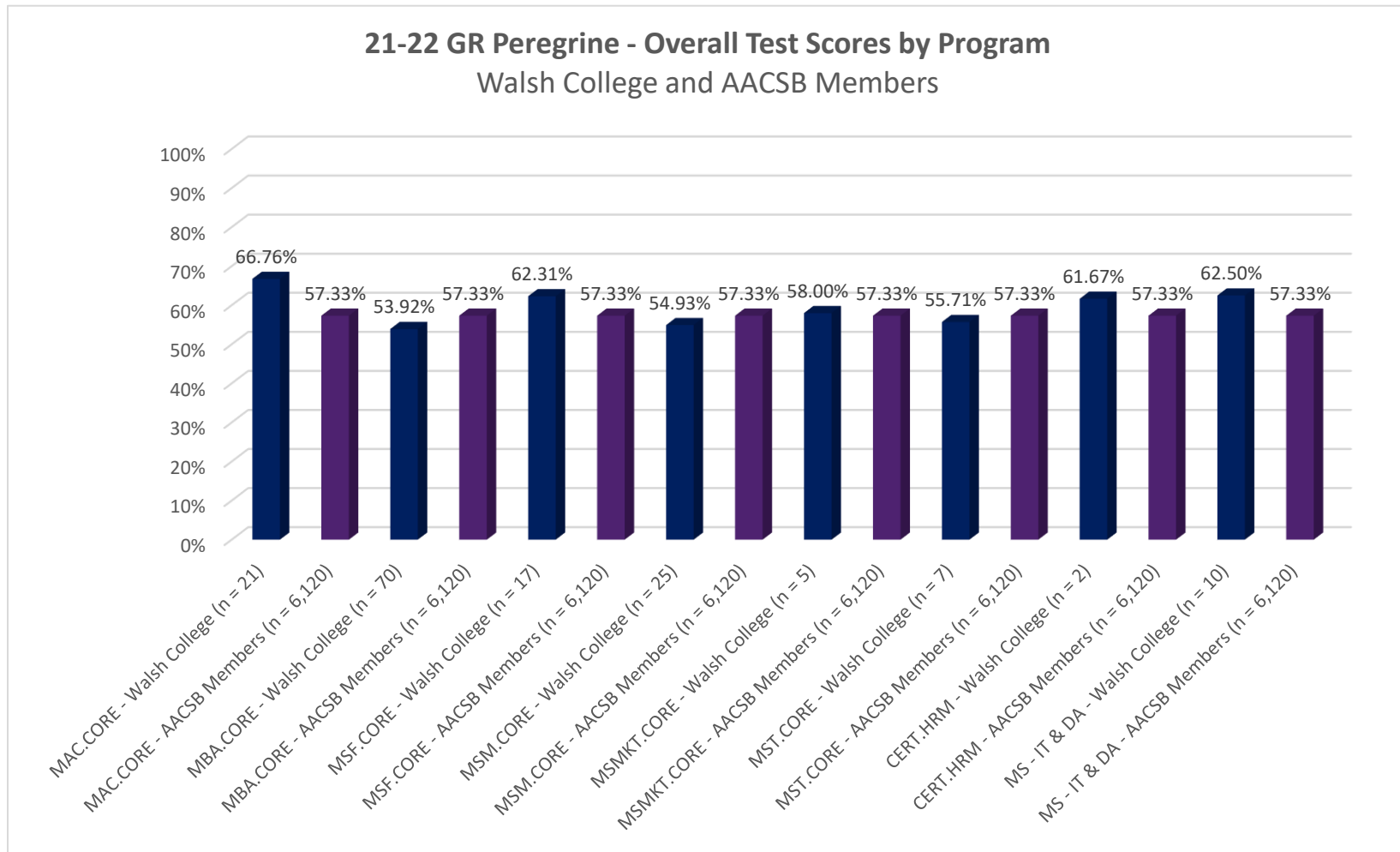
[Walsh Business Programs assessed are accredited by ACBSP](#); Walsh belongs to ACBSP’s Region 4 (Great Lakes Region).

**2021-2022 Peregrine - External Assessment Pilot
Walsh Results – ACBSP and AACSB**

21-22 GR Peregrine Results - Walsh & ACBSP

<u>PROGRAM</u> - Pool (n = Sample Size)	Overall Test Score
<u>MAC.CORE</u> - Walsh College (n = 21)	66.76%
<u>MAC.CORE</u> - ACBSP Region 4 (n = 11,010)	57.33%
<u>MBA.CORE</u> - Walsh College (n = 70)	53.92%
<u>MBA.CORE</u> - ACBSP Region 4 (n = 11,010)	57.33%
<u>MSF.CORE</u> - Walsh College (n = 17)	62.31%
<u>MSF.CORE</u> - ACBSP Region 4 (n = 10,350)	56.29%
<u>MSM.CORE</u> - Walsh College (n = 25)	54.93%
<u>MSM.CORE</u> - ACBSP Region 4 (n = 10,350)	56.29%
<u>MSMKT.CORE</u> - Walsh College (n = 5)	58.00%
<u>MSMKT.CORE</u> - ACBSP Region 4 (n = 10,350)	56.29%
<u>MST.CORE</u> - Walsh College (n = 7)	55.71%
<u>MST.CORE</u> - ACBSP Region 4 (n = 10,350)	56.29%
<u>CERT.HRM</u> - Walsh College (n = 2)	61.67%
<u>CERT.HRM</u> - ACBSP Region 4 (n = 11,010)	57.33%
<u>MS - IT & DA</u> - Walsh College (n = 10)	62.50%
<u>MS - IT & DA</u> - ACBSP Region 4 (n = 11,010)	57.33%

**2021-2022 Peregrine - External Assessment Pilot
Walsh Results – ACBSP and AACSB**



The [Peregrine external assessment](#) was piloted in select GR Walsh courses FA21-WI22-SP22: ACC 515, FIN 690, IT 599, MGT 558, MGT 685, MKT 589, QM640, TAX 560. Results reviewed by faculty SU22. AY 21-22 students tested on a voluntary basis.

Walsh College is an [AACSB](#) Member.

**2021-2022 Peregrine - External Assessment Pilot
Walsh Results – ACBSP and AACSB**

21-22 GR Peregrine Results - Walsh & AACSB

<u>PROGRAM</u> - Pool (n = Sample Size)	Overall Test Score
<u>MAC.CORE</u> - Walsh College (n = 21)	66.76%
<u>MAC.CORE</u> - AACSB Members (n = 6,120)	57.33%
<u>MBA.CORE</u> - Walsh College (n = 70)	53.92%
<u>MBA.CORE</u> - AACSB Members (n = 6,120)	57.33%
<u>MSF.CORE</u> - Walsh College (n = 17)	62.31%
<u>MSF.CORE</u> - AACSB Members (n = 6,120)	57.33%
<u>MSM.CORE</u> - Walsh College (n = 25)	54.93%
<u>MSM.CORE</u> - AACSB Members (n = 6,120)	57.33%
<u>MSMKT.CORE</u> - Walsh College (n = 5)	58.00%
<u>MSMKT.CORE</u> - AACSB Members (n = 6,120)	57.33%
<u>MST.CORE</u> - Walsh College (n = 7)	55.71%
<u>MST.CORE</u> - AACSB Members (n = 6,120)	57.33%
<u>CERT.HRM</u> - Walsh College (n = 2)	61.67%
<u>CERT.HRM</u> - AACSB Members (n = 6,120)	57.33%
<u>MS - IT & DA</u> - Walsh College (n = 10)	62.50%
<u>MS - IT & DA</u> - AACSB Members (n = 6,120)	57.33%

**2021-2022 Peregrine - External Assessment Pilot
Walsh Results – ACBSP and AACSB**

<u>(%) Score</u>	<u>Relative Interpretation of Competency</u>
80-100	Very High
70-79	High
60-69	Above Average
40-59	Average
30-39	Below Average
20-29	Low
0-19	Very Low

The results from the CPC-based COMP exam are relative, meaning they must be taken in context with all student results. The scores obtained on the exam do not correspond directly to a traditional 100 point grading scale commonly used in academics. Instead, the scores are relative. The following table can be used to help you to understand how your scores relate to the averages.

Score Range
Very High (80-100)
High (70-79)
Above Average (60-69)
Average (40-59)
Below Average (30-39)
Low (20-29)
Very Low (0-19)